INDOOR UNIT
Ceiling cassette type 4-way airflow

PLFY-P VBM-E *i-see Sensor*
PLFY-P VCM-E

PLFY-P VBM

PLFY-P VCM

The new 4-way cassette VBM offers 72 different airflow patterns, making it ideal for applications with ceilings up to 4.2 m (13-13/16ft) in height.

Compact body to match with 2 feets (600mm) x 2 feets (600mm) ceiling design (VCM)



Automatic Air Speed Adjustment

Auto-fan-speed mode enables speedy and comfortable heating during heating startup.

The Auto-fan-speed mode is added to the usual four steps "Low, Mid1, Mid2, High."
The Auto-fan-speed mode enables speedy and comfortable air conditioning because the air flow speeds up when starting, and air flow slows down when the air conditioning becomes stable. (PLFY-P VBM-E ONLY)

Controls the four fan speed modes automatically
Low ➡ Mid1 ➡ Mid2 ➡ High ➡ Auto

* When using a wireless remote controller, initial settings are required.

Draft-less Air Distribution

The horizontal blow mode* newly employed supplies airflow horizontally not bringing cooled/warmed air directly to occupants thus preventing discomfort sensation due to excessive cooling or direct exposing of occupants to the air blow.
(PLFY-P VBM-E ONLY)

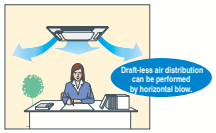

*Default
*The ceiling may be smudged at a spot where the supplied airflow is seriously disturbed.

Wide Air Flow
(PLFY-P VBM-E ONLY)

Cooling softly with Wide Air Flow

Discharge air reaches wider area and the fan speed is decreased by 20% thanks to the new wide shape air outlet.

72 patterns of airflow to accommodate any room layout are available.

First in the industry
*On the commercial air conditioners (According to the survey by Mitsubishi Electric)

The number of outlet can be set to 4, 3, or 2. Flexible airflow is available by fixing the up-down airflow direction of the outlet with a wired remote controller (or manually).

72 airflow patterns

=

4-, 3-, or 2- way outlet selection*

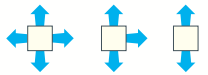

* Optional parts air outlet shutter plate (PLFY-P VBM-E ONLY) is required for 2 or 3 way outlet selection.

×

Setting the air direction for each outlet with wired remote controller

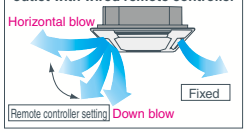

"i-see sensor" can be used with ceiling cassette type 4-way airflow unit. (Option PAC-SA1ME-E, PLFY-VBM-E ONLY)

New 4-way Cassette PLFY-VBM controls the temperature difference at the top and bottom in a room by checking the floor temperature with"i-see sensor". Comfortable air conditioning can be realized smoothly with "sensible temperature control." (Option PAC-SA1ME-E, PLFY-VBM-E ONLY)

Prevents overcooling/overheating, and improves comfort/energy-efficiency

Without i-see sensor: preset temperature at 23˚C



Feeling temperature at 20˚C (Bottom17˚C)

Preset temperature is tended to be higher than we need, because heated air rises to the ceiling.

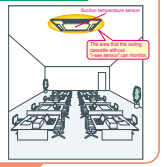

With i-see sensor+Auto fan speed: preset temperature at 20˚C

i-see Sensor

Feeling temperature at 20˚C (Bottom 20˚C)

Auto-fan-speed mode of 4-way Cassette with "i-see sensor" heats the floor well and decreases the temperature difference at the top and bottom in a room.

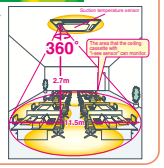

▸Specifications

			PLFY-P32VBM-E	PLFY-P40VBM-E	PLFY-P50VBM-E	PLFY-P63VBM-E	PLFY-P80VBM-E	PLFY-P100VBM-E	PLFY-P125VBM-E
Power source			1-phase 220-240V 50Hz / 1-phase 200V 60Hz						
Cooling capacity	※1	kW	3.6	4.5	5.6	7.1	9.0	11.2	14.0
	※1	BTU/h	12,300	15,400	19,100	24,200	30,700	38,200	47,800
Heating capacity	※1	kW	4.0	5.0	6.3	8.0	10.0	12.5	16.0
	※1	BTU/h	13,600	17,100	21,500	27,300	34,100	42,700	54,600
Power consumption	Cooling	kW	0.03	0.04		0.05	0.07	0.15	0.16
	Heating	kW	0.02	0.03		0.04	0.06	0.14	0.15
Current	Cooling	A	0.22	0.29		0.36	0.51	1.00	1.07
	Heating	A	0.14	0.22		0.29	0.43	0.94	1.00
External finish (Munsell No.)	Unit		Galvanized steel sheet						
	Panel		White (6.4Y 8.9/0.4)						
Dimension H × W × D	Unit	mm(in.)	258 × 840 × 840 (10-3/16 × 33-8/1 × 33-8/1)					298 × 840 × 840 (11-3/4 × 33-1/8× 33-1/8)	
	Panel	mm(in.)	35 × 950 × 950 (1-3/8 × 37-7/16 × 37-7/16)						
Net weight	Unit	kg(lbs.)	22 (49)			23 (51)		27 (60)	
	Panel	kg(lbs.)	6 (13)						
Heat exchanger			Cross fin (Aluminum plate fin and copper tube)						
Fan	Type × Quantity		Turbo fan × 1						
	Airflow rate (Lo-Mid1-Mid2-Hi) ※2	m³/min	11-12-13-14	12-13-14-16		14-15-16-18	16-18-20-22	21-24-27-29	22-25-28-30
		L/s	183-200-217-233	200-217-233-267		233-250-267-300	267-300-333-367	350-400-450-483	367-417-467-500
		cfm	388-424-459-494	424-459-494-565		494-530-565-636	565-636-706-777	742-848-953-1024	777-883-989-1059
	External static pressure	Pa	0						
Motor	Type		DC motor						
	Output	kW	0.050					0.120	
Air filter			PP Honeycomb						
Refrigerant pipe diameter	Gas (Flare)	mm(in.)	ø12.7 (ø1/2)		ø12.7 (ø1/2) / ø15.88 (ø5/8) (Compatible)	ø15.88(ø5/8)		ø15.88 (ø5/8) / ø19.05 (ø3/4) (Compatible)	
	Liquid (Flare)	mm(in.)	ø6.35 (ø1/4)		ø6.35 (ø1/4) / ø9.52 (ø3/8) (Compatible)	ø9.52 (ø3/8)			
Field drain pipe diameter		mm(in.)	O.D. 32 (1-1/4)						
Sound pressure level (Lo-Mid1-Mid2-Hi) ※2 ※3		dB(A)	27-28-29-31	27-28-30-31		28-29-30-32	30-32-35-37	34-37-39-41	35-38-41-43

			PLFY-P20VCM-E	PLFY-P25VCM-E	PLFY-P32VCM-E	PLFY-P40VCM-E
Power source			1-phase 220-240V 50Hz			
Cooling capacity	※1	kW	2.2	2.8	3.6	4.5
	※1	BTU/h	7,500	9,600	12,300	15,400
Heating capacity	※1	kW	2.5	3.2	4.0	5.0
	※1	BTU/h	8,500	10,900	13,600	17,100
Power consumption	Cooling	kW	0.05	0.05	0.06	0.06
	Heating	kW	0.05	0.05	0.06	0.06
Current	Cooling	A	0.23	0.23	0.28	0.28
	Heating	A	0.23	0.23	0.28	0.28
External finish (Munsell No.)	Unit		Galvanized steel sheet with gray heat insulation			
	Panel		White (6.4Y 8.9/0.4)			
Dimension H × W × D	Unit	mm(in.)	208 × 570 × 570 (8-1/4 × 22-1/2 × 22-1/2)			
	Panel	mm(in.)	20 × 650 × 650 (13/16 × 25-5/8 × 25-5/8)			
Net weight	Unit	kg(lbs.)	15.5 (35)		17 (38)	
	Panel	kg(lbs.)	3 (7)		3 (7)	
Heat exchanger			Cross fin (Aluminum plate fin and copper tube)			
Fan	Type × Quantity		Turbo fan × 1			
	Airflow rate ※2 (Lo-Mid-Hi)	m³/min	8-9-10	8-9-10	8-9-11	8-9-11
		L/s	133-150-167	133-150-167	133-150-183	133-150-183
		cfm	283-318-353	283-318-353	283-318-388	283-318-388
	External static pressure	Pa	0 (direct blow)			
Motor	Type		1-phase induction motor			
	Output	kW	0.011	0.015	0.02	0.02
Air filter			PP Honeycomb (long life type)			
Refrigerant pipe diameter	Gas(Flare)	mm(in.)	ø12.7 (ø1/2)			
	Liquid(Flare)	mm(in.)	ø6.35 (ø1/4)			
Field drain pipe diameter		mm(in.)	O.D. 32 (1-1/4)			
Sound pressure level (Lo-Mid-Hi) ※2 ※3		dB(A)	28-31-35	28-31-37	29-33-38	30-34-39

Note:

※1 Cooling/Heating capacity indicates the maximum value at operation under the following condition.
Cooling : Indoor 27˚C(81˚F)DB/19˚C(66˚F)WB,Outdoor 35˚C(95˚F)DB
Heating : Indoor 20˚C(68˚F)DB,Outdoor 7˚C(45˚F)DB/6˚C(43˚F)WB

※2 Airflow rate/Sound pressure level are in (low-middle-high) or (low-middle1-middle2-high).

※3 It is measured in anechoic room at power source 230V.